



## A Class of It's Own GT 500

# THE BEST PERFORMING QUICKSILVER EVER

The GT 500 is the first aircraft to receive FAA Type Certification in the Primary Aircraft Sport Plane category, proving that Quicksilver is the light plane industry leader.

The GT 500 is remarkably docile and easy to fly. The dual three-axis controls are responsive without sacrificing low speed stability.

The adjustable trim and flaps allow for positive slow flight and gentle stalls at about 30 mph. Only 140 feet are required for the take-off roll.

With the available options you can easily customize your GT 500 to suit an almost endless variety of applications.

The GT 500 was created using CAD/CAM design and engineering techniques for which engineers have won awards and it has the most extensive R&D testing in the industry.

**The GT 500 can climb from 0 to 10,000 feet in just 8.5 minutes, and can cover 100 miles in about 70 minutes.**



- 1 Full Size Shock Mounted Instrumental Panel
- 2 Disc Brakes, 6 inch spun aluminum wheels and 4 ply tires
- 3 Three Blade Carbon Fiber Propeller (with Ground Adjustable Pitch.)
- 4 Delivered in Easy-to-Assemble Kit (Average 180 to 200 Hours)
- 5 3 Engine Options Available ROTAX 582 UL ROTAX 912 UL ROTAX 912S UL

# OPTIONS

FLOATS  
AVIONICS  
BALLISTIC PARACHUTE  
CROP DUSTING SYSTEM



- 1 Double Surface Wings
- 2 3 Position Flaps
- 3 Dual CDI Ignition
- 4 Disc Brakes
- 5 Adjustable Pilot Seats
- 6 Dual 3-Axis Controls
- 7 Removable Doors: Can be Flown with the Doors On or Off
- 8 Tapered Wing

## A SERIOUS AIRCRAFT... FOR PEOPLE WHO DEMAND THE BEST

### SPECIFICATIONS

	582 UL	912 UL
No. Of Cylinders	2	4
Displacement	580.7 cc	1211 cc
Horsepower	65 hp	80 hp
Recommended TBO	250 hrs	2000 hrs
Propeller	72 in	72 in

### GENERAL

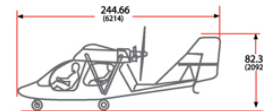
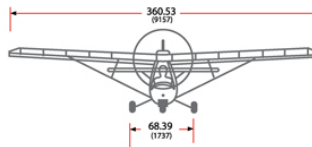
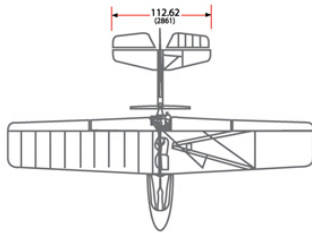
	582 UL	912 UL
Lenght	20 ft 5 in	20 ft 5 in
Height	6 ft 6 in	6 ft 6 in
Wingspan	30 ft 0 in	30 ft 0 in
Wing area	155 sq ft	155 sq ft
Wing loading	6.45 lb/sq ft	7.09 lb/sq ft
Power loading	15.38 lb/hp	13.75 lb/hp
Seats	2	2

### PERFORMANCE

	582 UL	912 UL
Takeoff distance/50 ft obs	220 ft/689 ft	244 ft/621 ft
Rate of climb	650 ft/min	655 ft/min
Max level speed, sea level	88 mph	97 mph
Max operating attitude	14,000 ft	14,000 ft
Landing distance/ 50 ft obs	260/580 ft	390/905 ft
Glide ratio	7.5:1	7.0:1

## THE GT 500 STARTS PERFORMING AS SOON AS IT'S OUT OF THE BOX

Even though it is Quicksilver's most sophisticated aircraft, the GT 500 takes only about 180 to 200 hours for a first time builder to assemble. You will not need to do any welding, glueing, fiberglass lay-up, or parts fabrication. You can easily do the job with ordinary hand tools in an area as small as a single car garage (final 10% of assembly takes larger area).



Quicksilver Aeronautics LLC  
42214 Sarah Way, Temecula, CA 92590 USA  
Telephone: (951) 506-0061  
Fax: (951) 506-1589  
E-mail: sales@qsair.com



www.quicksilveraircraft.com